


Digital and Darkroom Workshop
by
Greenberg Editions and Ithaque

Paris, 1st-5th November 2024



GREENBERG EDITIONS

ITHAQUE
chambre noire



ITHAQUE



chambre noire



ouvert le samedi de 14h à 19h
et sur rendez-vous

www.ithaque-paris.fr
info@ithaque-paris.fr



1

INTRODUCTION

Since the late 19th century, photographers have cherished Silver Halide Gelatin Prints. They adore the glow of the silver in the light, the shimmer of the baryta paper, and the distinctive smell of the fixer chemicals in the darkroom. They revel in the magic of watching an image slowly emerge, appearing as if by enchantment in the developer bath. This technology dominated photographic printing for nearly a century. It is the medium of Stieglitz, the medium of Adams, and the medium of Weston.

However, in the past 30 years, the advent of digital technologies for capturing and printing images has relegated the darkroom to a symbol of nostalgic image-making rather than the primary method of printing. Printing a digital photo is much easier and doesn't require blackout blinds or a darkroom, thanks to inkjet printers. Yet, something is missing. The craft of traditional black-and-white silver printing carries a history, a tradition, and a soul often lost in digital output.

One solution to this dilemma is to continue shooting film and printing traditionally, as has been done for over a century. However, this approach ignores the vast technological advancements of the digital revolution.

There is another option: we can integrate the latest digital technologies with traditional craft.

In this workshop, we will explore how to use advanced digital cameras to capture images, create contact negatives with desktop inkjet printers, and masterfully print them in a traditional silver halide darkroom.

This workshop will take place in the heart of Paris' gallery district, with the best darkroom equipment, just a few days before Paris Photo in November 2024. These are the best possible conditions to increase your printmaking knowledge and make the most of both analog and digital technologies, in a nurturing group environment valuing collective editing. It will also be the opportunity to show your work at the closing party and invite your friends.

2

WORKSHOP STRUCTURE

This class will have two main elements :

- Darkroom Printing
- Digital Negative Making

It will be kept to low attendance with two instructors for hands-on lessons and one on one tutorials.

The structure of the class is as follows :


Day One - afternoon of Friday 1st of November 2024

Digital Lecture :

- Introduction
- Round table : get to know each other !
- Discussion of Black and White in digital (LVTs, CMYK, Quadtone, Laser Exposure Baryta Papers. Tech: Bit depth, panchromatic conversions, advantages, workflow)
- Color Management Intro (Calibration, ICC Profiling, Spectrophotometers, etc)
- Digital Negative Preparation (Materials, Calibration steps, profiling)

Analogue Lecture :

- Figuring out Dmax, Dmin, range of film etc. for white and black. What makes a good darkroom print?
- Darkroom hygiene basics
- Comparing papers, RC vs Fiber
- Baryta washing and drying, archival considerations



Day Two - Saturday 2nd of November 2024

Process of making calibration strip, reading it in, and creating profile for Silver Process.

Splitting into two groups : analog group to work on premade negatives in the darkroom and digital group to work on new images in class

Swapping groups, printmaking goes on all day !

Day Three - Sunday 3rd of November 2024

Let's start the day by looking at the dried prints we produced yesterday—how can we improve them? How can we change them? How would we do this on a negative already made? How would we change this before making a negative ? Should we do edits under the enlarger lights, or on Photoshop while making the digital negatives?

Composition of groups in the darkroom changes. The idea is to incorporate other photographers' opinion so as to make a group edit collectively.

Day Four - Monday 4th of November 2024

Last day of printmaking, make it count!

Closing party -Tuesday 5th of November 2024, starting 6pm

This is one day before the Paris Photo opening. You can invite your friends at the gallery, located in the heart of Paris' prime district for art galleries. and everyone can show his darkroom prints over champagne, courtesy of Ithaque.



3

ABOUT THE WORKSHOP ORGANIZERS

Gabe Greenberg is the founder and head of Greenberg Editions, a fine art print studio that collaborates with contemporary artists to produce limited edition prints. Greenberg is recognized for his deep expertise in photographic printmaking and his commitment to maintaining high craftsmanship standards in the production of fine art editions. For 25 years, Gabe has been working closely with artists, helping them translate their creative visions into high-quality prints that meet both artistic and technical demands. The studio located in New York emphasizes innovation while using the latest technologies to preserve and expand on traditional printmaking techniques.




Alexandre Arminjon is a Paris-based photographer, and also darkroom and gallery manager. Alexandre has shot photos with his 4x5 Linhof and Mamiya medium format in various corners of the world, including deserts in Chile and Iran. He was a finalist of the prize of the print organized by the French National Library in 2021 and his portraits of Iranian women were exhibited in a solo show at the French Parliament (Assemblée nationale) in March 2023 for the International Day for Women's rights.



Ithaque was inaugurated by Alexandre Arminjon on the 15th of October 2020. It has two independent darkrooms each equipped with state-of-the-art 8x10 inch color enlargers as well as a 20x24 inch Archival print washer. Since its founding, Ithaque has started a partnership program with Cité Internationale des Arts and has hosted analog printers from a wide range of countries, from Sweden to Israel, Italy, the USA, Tasmania - Australia, and many others.





4

PRACTICAL INFORMATION

Photographers considering signing up for this workshop are invited to send a short email to info@ithaque-paris.fr with the following information: a short portfolio of maximum 10 images, just a few bio lines and expectations about the workshop. Please send us your request **before the 15th of October** (max 8 participants).

The price for this 3 and a half day workshop is 2500€. At the end of the workshop you will return home with at least 3 prints in 16x20 inch size (40x50cm) !

Payment must be made by wire transfer to Ithaque within 2 weeks of registration. Refund conditions are as follows :

- if you cancel on or before the 1st of October, you will be 100% refunded
- if you cancel on or before the 20th of October, you will be 50% refunded
- if you cancel after the 20th of October, no refund will be made

Food and Accomodation is NOT included.